

**$96\frac{1}{2}$  kg**

**Avery  
'Ironlift'  
Anderson**

**96.3 kg**

**Bailey  
'Powerpress'  
Brown**

**95.82 kg**

**Carter  
'Musclemaster'  
Clark**

**95.4 kg**

**Devin  
'The Iron Hulk'  
Davis**

**96.25 kg**

**Ethan  
'Barbender'  
Edwards**

**$96\frac{1}{4}$  kg**

**Finley  
'Powerpress'  
Farmer**

**$95\frac{3}{4}$  kg**

**Gabriella  
'The Bench Beast'  
Garcia**

**96.095 kg**

**Helen  
'Hulkess'  
Hudson**



$$\frac{5}{100}$$

**Adelaide**

$$\frac{1}{5}$$

**Brisbane**

**15%**

**Canberra**

$$\frac{1}{10}$$

**Darwin**

**0.25**

**East Coast**

**0.12**

**Fremantle**

$$\frac{8}{100}$$

**Gold Coast**

$$\frac{1}{20}$$

**Hunter Valley**



**$32\frac{1}{2}$  cm**

**Amelia**

**292 mm**

**Ben**

**33.0 cm**

**Charlie**

**300 mm**

**Dakarai**

**$30\frac{4}{5}$  cm**

**Eshe**

**32.6 cm**

**Freya**

**30.45 cm**

**Genie**

**32.32cm**

**Hunter**



**3.23 mins**

**Ahan**

**$3\frac{3}{4}$  mins**

**Boon**

**3.8 mins**

**Christos**

**$3\frac{1}{2}$  mins**

**Dylan**

**3.39 mins**

**Emine**

**3:15:02**

**Finn**

**4:09:75**

**Grace**

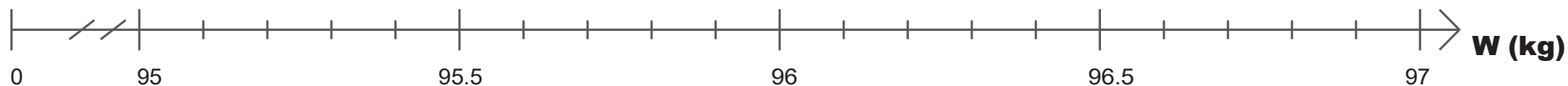
**3.28 mins**

**Henry**

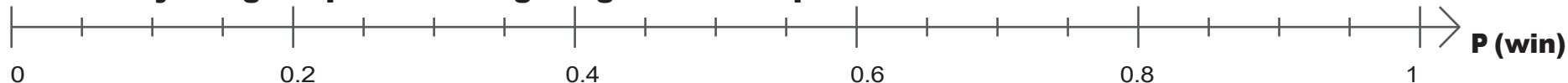




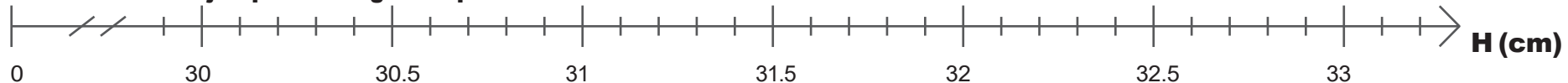
**Strength training lifting weights represented on a number line**



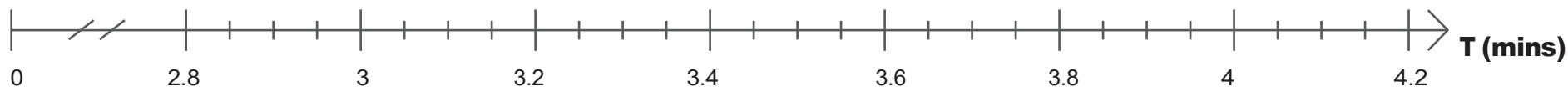
**Probability of eight squads winning the grand final represented on a number line**



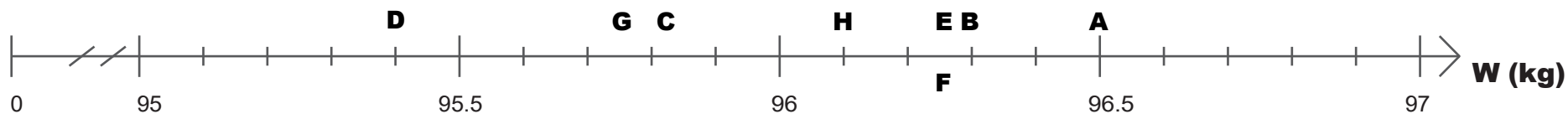
**Netball vertical jump test heights represented on a number line**



**Swim times in minutes in a 200m race represented on a number line**



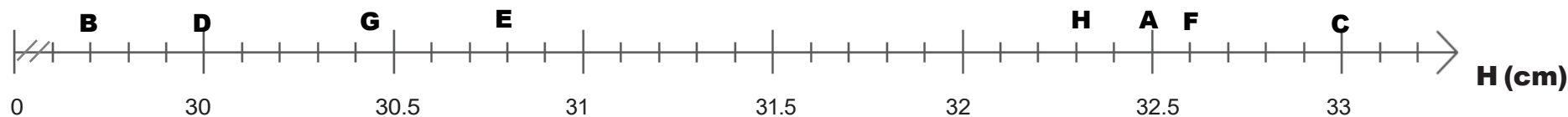
### Strength training lifting weights represented on a number line



### Probability of eight squads winning the grand final represented on a number line



### Netball vertical jump test heights represented on a number line



### Swim times in minutes in a 200m race represented on a number line

